

cevia

 启迪环境
TUS-EST







| | | |
|--|--|---------|
| | | |
| | | - - - - |







2

/

20

6.90 /

20



3

16


1

2

3

a

399106.SZ



9

10

1

2

3

/

4

5

6

" "

11



8

9

10

12





1:0.6526





| | | | | |
|--|---|---|--|--|
| | | | | |
| | | | | |
| | | | | |
| | - | - | | |
| | - | - | | |
| | - | - | | |
| | - | - | | |
| | | | | |
| | | | | |

1:0.6526

| | | |
|--|--|--|
| | | |
| | | |

| | | |
|--|--|--|
| | | |
| | | |
| | | |

| | | |
|--|--|--|
| | | |
| | | |







| | | |
|--|--|--|
| | | |
| | | |
| | | |



”

“

”

“

”







2 PPP

PPP

PPP

PPP

3

4

5



1

2

4

2020 9 30 44.09
20.34 66.88

2018 2019 2020

| | | 2020 9 30 | 2019 12 31 | 2018 12 31 |
|------------------|--|---------------|---------------|---------------|
| 300072.SZ | | 45.95% | 46.89% | 56.43% |
| 300815.SZ | | 41.08% | 59.35% | 65.01% |
| 603568.SH | | 39.83% | 38.76% | 46.23% |
| 601330.SH | | 75.37% | 74.42% | 72.22% |
| 600323.SH | | 66.96% | 66.16% | 61.05% |
| 601827.SH | | 56.63% | 66.77% | 64.31% |
| 601200.SH | | 55.55% | 58.91% | 51.22% |
| 000967.SZ | | 38.61% | 36.56% | 40.18% |
| 300070.SZ | | 66.48% | 65.70% | 61.46% |
| 002310.SZ | | 69.97% | 71.04% | 69.33% |
| | | 55.64% | 58.46% | 58.74% |
| 000826.SZ | | 61.54% | 62.20% | 61.44% |

2018 12 31 2019 12 31 2020

9 30

5



1

2015 8

"

"

"

"

2015 10

2020 10

2020 14

2

" "

2015 1

2019 1

2019 9

2019 11

"

"



4

20 90% 60 120

/

11.63 /

20

6.90 /

10%

20

7.59 /

1

=

/

1:0.6526

1

0.6526

5

642,078,255



6

7

1



L / I ® * 5



2

3

a 399106.SZ 20

10 20

20% 20

10 20

20%

b 883159.WI 20

10 20

20% 20

10 20

20%

a 399106.SZ 20

10 20

20% 20

10 20

20%

b 883159.WI 20

10 20

20% 20

10 20

20%

4

10





9

10

1

2

3

/

4

5

6

12

1

%

8

9

10

12

×

| | | | |
|--|--|--|---|
| | | | |
| | | | |
| | | | |
| | | | - |
| | | | |





|

|





f











.









"

"

1

1:0.6526

| | | | |
|--|--|--|--|
| | | | |
| | | | |
| | | | |

| | | | |
|--|--|--|--|
| | | | |
| | | | |
| | | | |
| | | | |

1:0.6526



| | |
|--|--|
| | |
| | |
| | |

“ ”

-

“ ”

-

-

“

”

“

”

“

”

“

”

“

”

”

“

“

”



" " "

" " "

| | | |
|--|--|---|
| | | % |
| | | |
| | | |
| | | |
| | | |

| | | | |
|--|--|-------------|-------|
| | | | |
| | | 362,579,146 | 56.47 |

| | | | |
|--|---|------------|------|
| | | 62,400,000 | 9.72 |
| | | 6,452,150 | 1.00 |
| | | 5,741,031 | 0.89 |
| | | 5,217,099 | 0.81 |
| | - | | |
| | | | |
| | - | | |
| | | | |
| | | | |

| | |
|--|--------------------|
| | |
| | 914100001699542485 |
| | |







| | | | | | | | |
|----------|-------------|-------------|-------------|----------|------|------|-------------|
| 5 | 2007 | 5 | 2006 | | | | |
| 2007 | 5 | 12 | | 2006 | | | |
| 2006 | | | | 2006 | 12 | 31 | 181,493,000 |
| | | | 10 | 1 | | 10 | 0.2 |
| | | | | | | | 19,964.23 |
| 6 | 2008 | 7 | | A | | | |
| 2008 | 5 | 5 | | | | | |
| | | | [2008] | 636 | | | 3,000 |
| | | 2008 | 7 | 1 | | A | 3,000 |
| | 1 | | 14.90 | / | | | 44,700 |
| | | A | | | | | 229,642,300 |
| 7 | 2008 | 9 | 2008 | | | | |
| 2008 | 8 | 30 | | 2008 | | | |
| 2008 | | | | | | 2008 | 7 7 |
| | | 229,642,300 | | | 10 | 4 | 10 |
| 0.45 | | | | 2008 | 7 | 7 | 229,642,300 |
| | 2008 | 6 | 30 | | 10 | 4 | |
| | | | 183,713,840 | | | | |
| | | | | | | | 413,356,140 |
| 2010 | 4 | 28 | | " | | | " |
| 8 | 2012 | 1 | | | | | |
| 2010 | 12 | | | 2010 | | | |
| | | | | 2010 | 12 | 21 | |
| 823.87 | | | 823.87 | | 2012 | 1 | |

1,742,525

2012 1 30

415,098,665

9 2012 5

12 2013 12

2013 12

15 2015 10

2015 1 18

<

>

<

>

<

>

52

2,920,320

2015 10 30

52

2015 10 20

"

"

846,536,940

16 2015 12

2014 11

2014

2014 12 26

1,983.20

1,983.20

2015 12

7,760,640

854,297,580

17 2017 8

[2017]752

2017 8

| | | | |
|--|--|--|--|
| | | | |
|--|--|--|--|

" "

| | |
|--|--------------------|
| | |
| | |
| | 1 1 A 15 1503 |
| | |
| | 103,690.0905 |
| | 2014 09 30 |
| | |
| | 911101083179580061 |

| | | | | | | | |
|--|--|--|--|--|--|--|--|
| | | | | | | | |
|--|--|--|--|--|--|--|--|

-

"

"

"

"

1











2 PPP

PPP

PPP

PPP



1

2

35

A

27

3

4

2020 9 30 44.09
20.34 66.88

2018 2019 2020

| | 2020 9 30 | 2019 12 31 | 2018 12 31 |
|-----------|-----------|------------|------------|
| 300072.SZ | 45.95% | 46.89% | 56.43% |



,BUò.0,PÀ,π7I•Aþ€

¡C#ÿ@,,•,´-(£?ô Ê,^F :F ¡Ð¬ ÅCtÑ´ @z3h@Ô C,^F £6,,:- » " F⁻>~2È€







"

" 1 1

"

"

2 2

3









